








DICING GRID

CLEANING TOOL

Efficient, hygienic and sustainable cleaning.

FEATURES

-  The dicing grid can be thoroughly cleaned in four simple steps using the dedicated cleaning tool
-  Clear markings ensure simple operation and convenient handling
-  Easy cleaning in the dishwasher ensures the highest hygienic standards
-  Food from the dicing grid falls directly into the collection container and can be reused
-  Designed for 180mm dicing grids in sizes W8, W10, W14 and W20

BENEFITS

- Easy cleaning of the dicing grid
- Reducing food waste by recycling food scraps
- A clean kitchen thanks to direct collection of food in the container
- Optimizes workflow while lowering costs in everyday kitchen use



The world leader in high precision food processing

EFFICIENT, HYGIENIC AND SUSTAINABLE CLEANING - INSPIRED BY YOUR FEEDBACK

The cleaning tool consists of a pusher (available in sizes W8, W10, W14 and W20) and a container. The container is identical for all sizes and allows for clean and efficient collection of food residues. An optional next-generation dicing grid with positioning notch is also available.



APPLICATION

1. Remove any food residue protruding from the rear of the dicing grid using the flat side of the pusher.
2. Positioning of the dicing grid using the notch on the container.
3. Insert the appropriate pusher into the center.
4. Eject food into the container, rotate the cleaning tool 90 degrees, repeat the process 4 times in total.
5. The container collects food scraps, which can be reused.

QR-Code to video



SUITABLE DICING GRIDS

The cleaning tool is specially designed for 180mm dicing grids in sizes W8, W10, W14 and W20, compatible with the GSM5 STAR, ANLIKER L, and previous models. For proper use, the dicing grid must be of the newest generation and equipped with a positioning notch. Introduced as standard in mid-2025, this notch ensures the dicing grid is correctly aligned on the container.

ABOUT US

Our 100-year history forms the foundation of our know-how in cutting, grating, grinding and separating. Machines from Brunner-Anliker stand for precision, durability and reliability from Switzerland: from their development to production to sales, all processes take place in Brunner-Anliker's branches in Switzerland.

CONTACT

Brunner-Anliker Maschinen AG
Flughofstrasse 55, 8152 Opfikon-Glattbrugg
Switzerland
info@brunner-anliker.com, brunner-anliker.com

SET-CONFIGURATIONS

The cleaning tool is available in the following versions:

Article		Article no.
Pusher and container including dicing grid		
Cleaning Set W8 including dicing grid		232.02012
Cleaning Set W10 including dicing grid		232.02013
Cleaning Set W14 including dicing grid		232.02014
Cleaning Set W20 including dicing grid		232.02015
Pusher and container without dicing grid		
Cleaning Set W8		232.02008
Cleaning Set W10		232.02009
Cleaning Set W14		232.02010
Cleaning Set W20		232.02011
Individual products		
Pusher W8		232.02002
Pusher W10		232.02003
Pusher W14		232.02004
Pusher W20		232.02005
Container		232.02006